

Financial Review

5-Year Financial Highlights

FINANCIAL STATISTICS

	Group				
	2024 RM'000	2023 RM'000	2022 RM'000	2021 RM'000	2020 RM'000
KEY OPERATING RESULTS					
Revenue	8,969,567	9,066,954	10,355,150	6,463,084	6,276,308
Results from Operating Activities	784,179	(97,285)	982,973	848,012	853,995
Earnings Before Interest, Taxes, Depreciation and Amortisation (EBITDA)	1,973,588	664,079	2,561,353	2,315,282	2,266,557
Profit/(Loss) Before Tax (PBT/(LBT))	458,339	(954,917)	736,771	469,567	444,599
Net Profit/(Loss) Attributable to Equity Holders of the Company (PATMI/(LATMI))	268,686	(837,160)	302,225	260,416	286,581
KEY BALANCE SHEET ITEMS					
Property, Plant and Equipment	10,136,491	10,454,238	10,956,764	11,555,382	12,391,428
Cash and Cash Equivalents	1,375,368	2,571,016	1,539,630	1,568,819	1,062,600
Other Investments (Deposit Placements with More Than 3 Months Maturity)	831,192	485,596	692,740	2,617,093	3,378,157
Total Assets	19,012,687	20,300,650	21,983,829	23,082,674	24,188,723
Total Borrowings	7,768,174	8,805,079	8,743,408	9,845,768	10,882,094
Total Liabilities	13,468,850	14,753,803	15,288,011	16,575,948	17,744,012
Share Capital	5,693,055	5,693,055	5,693,055	5,693,055	5,693,055
Accumulated Losses	(1,404,914)	(1,438,891)	(358,471)	(399,172)	(348,468)
Shareholders' Equity	4,505,548	4,489,745	5,561,073	5,395,038	5,307,909
SHARES INFORMATION					
Basic/Diluted Earnings/(Loss) Per Share (sen) ¹	4.44	(18.10)	5.22	4.36	4.90
Dividend (sen)	4.40²	3.00	5.25	5.10	5.10
Net Assets Per Share (RM) ³	0.92	0.92	1.14	1.10	1.09
FINANCIAL RATIOS					
Return on Assets (%)	1.41	(4.12)	1.37	1.13	1.18
Return on Equity (%)	5.96	(18.65)	5.43	4.83	5.40
EBITDA Margin (%)	22.00	7.32	24.74	35.82	36.11
Gearing (x)	1.40	1.59	1.31	1.51	1.69
Net Gearing (x)	1.00	1.04	0.97	0.87	1.00

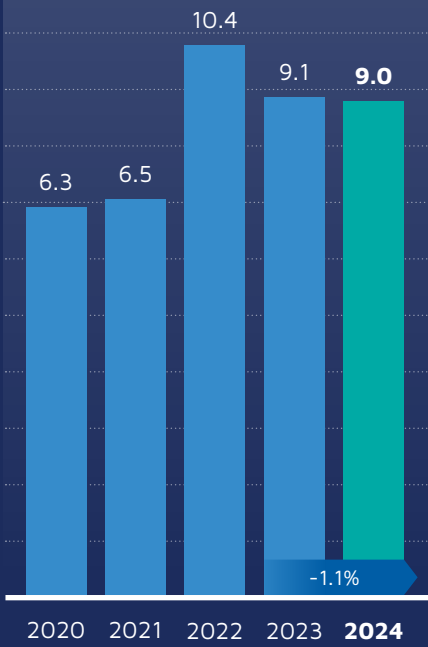
¹ The calculation of basic/diluted earnings/(loss) per ordinary share is based on the profit/(loss) attributable to equity holders after distribution on perpetual sukuk and a weighted average number of ordinary shares outstanding.

² Based on interim dividend paid of 2.23 sen and a final dividend of 2.17 sen in respect of financial year ended 31 December 2024.

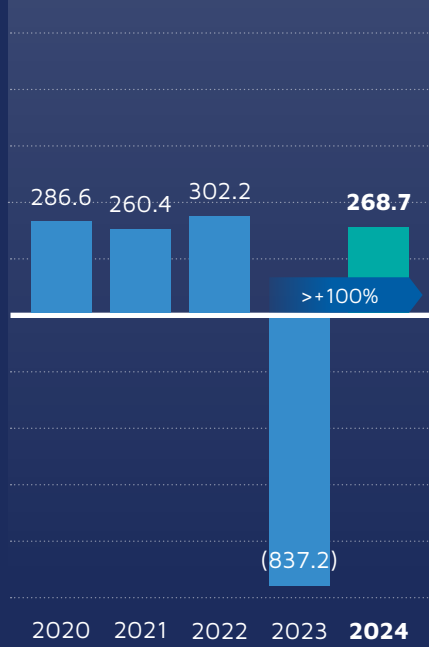
³ Based on number of ordinary shares of 4,886,961,300 in issue.

Financial Review

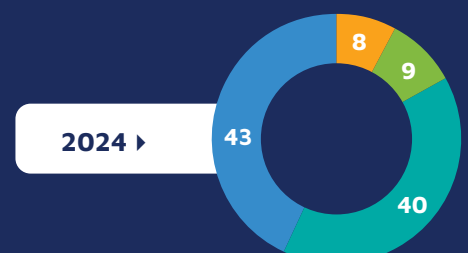
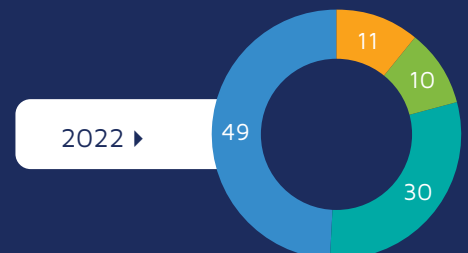
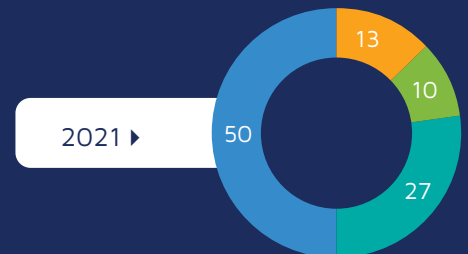
Revenue (RM Billion)



PATMI/(LATMI) (RM Million)

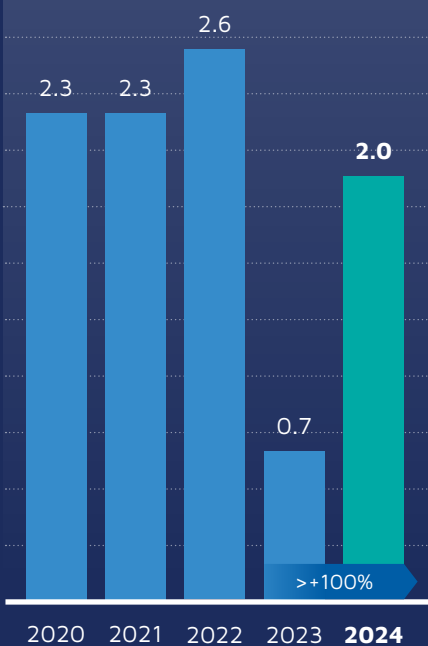


Debt Maturity (%)

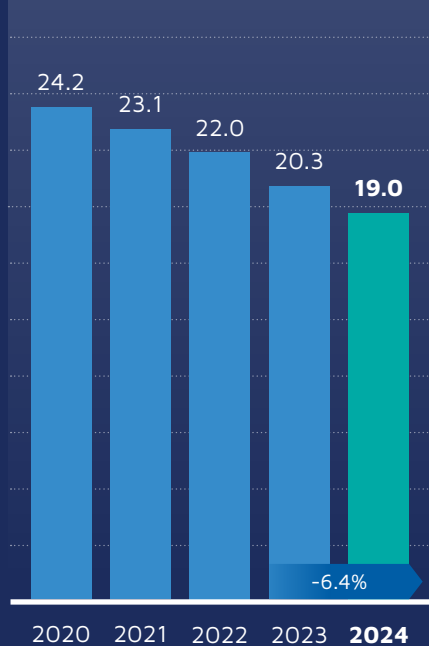


■ Within 1 year ■ 1-2 years
■ 2-5 years ■ More than 5 years

EBITDA (RM Billion)



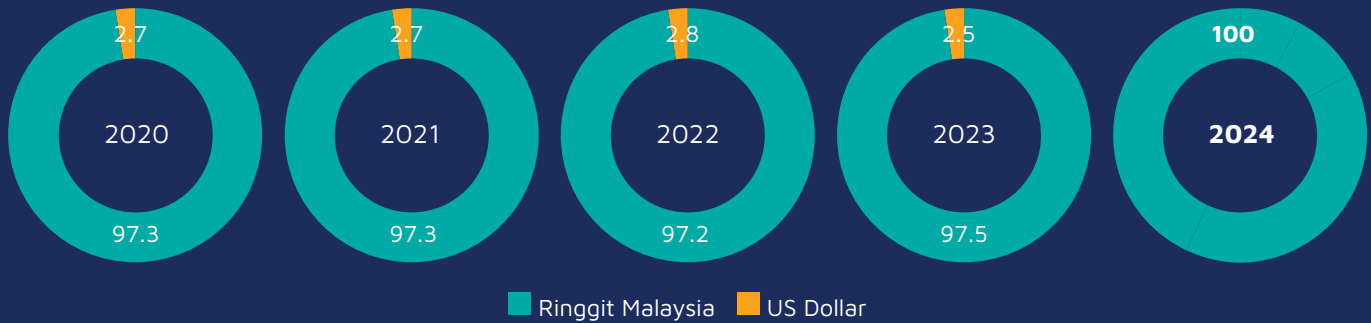
Total Assets (RM Billion)



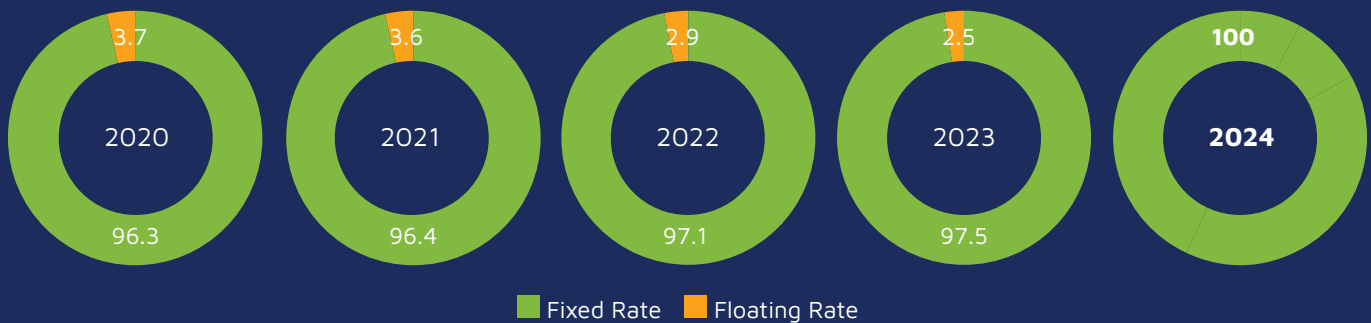
Financial Review

5-Year Financial Highlights

Debt Profile by Foreign Currency (%)



Debt Profile by Interest Rate Terms (%)



Gearing Ratio (X)

